


Lounge garden

By Justin Crossley

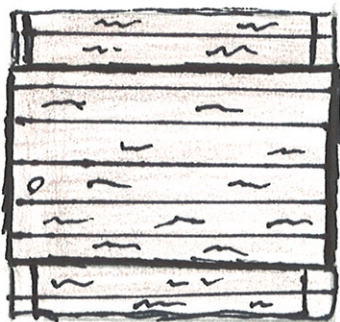


PROBLEM STATEMENT

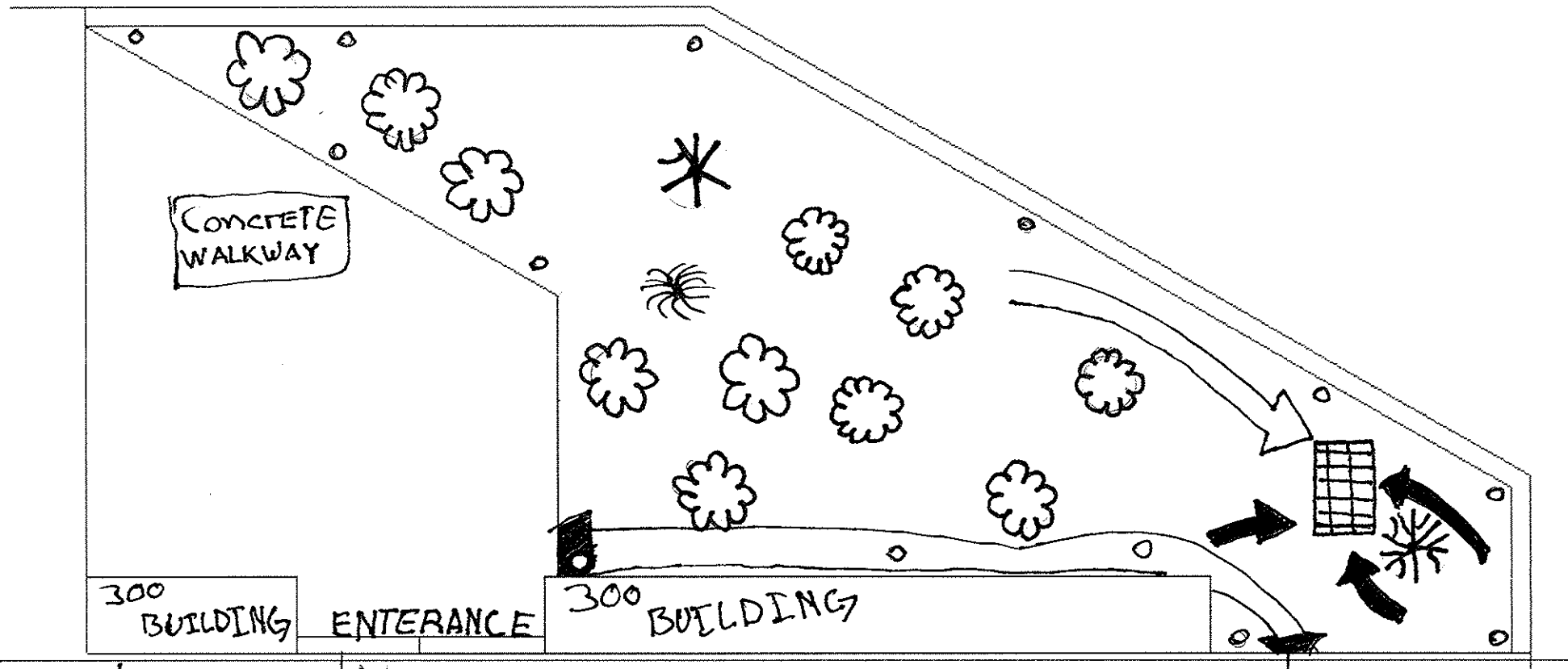
THERE IS A NEED FOR A WALK WAY AROUND THE WEST AND NORTH SIDE OF THE BUILDING.

CONCEPTUAL STATEMENT

TO SOLVE THIS PROBLEM I AM PUTTING A WALK WAY AROUND THE WEST AND NORTH SIDE OF THE BUILDING, AND TO FURTHER THIS PROJECT IM PUTTING IN A SMALL OUTDOOR STUDENT LOUNGE AS WELL AS A SMALL FISH POND AND A SMALL AROMA GARDEN



SITE INVENTORY



LEGEND

✿ - SHRUB

✱ - TREE

⬤ - GRASS

○ - SPRINKLERS

▢ - DRAIN

➔ - LANDSLOPE

NOTES

- SOIL - IS POOR IT'S MOSTLY CLAY
- Problem - GOPHERS, NONEXISTING WALKWAY, POOR GROUND COVER
- SHRUBS/PLANTS - NEED TO BE BRIGHTER

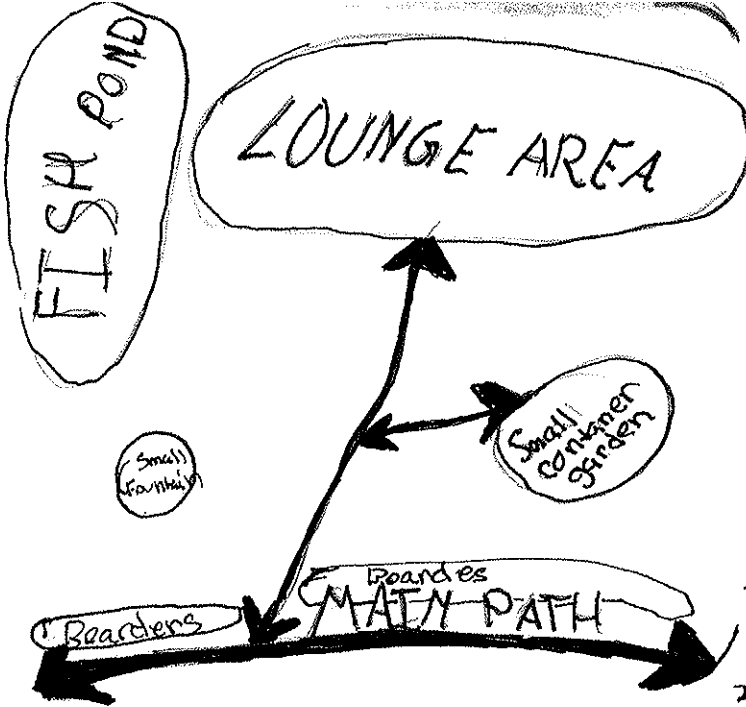
300 BUILDING PROGRAM ANALYSIS

PRO'S

Having the LOUNGE AREA NEXT TO THE FISH POND CREATES A CALM ATMOSPHERE
 Having BORDER RITE OFF THE MAIN PATH CREATES A SORT OF PRIVATE EXCLUDED FEEL TO IT
 A SMALL CONTAINER GARDEN WILL ADD TO THE OVERALL FEEL OF THE AREA

CONS

Having THE LOUNGE AREA NEXT TO THE FISH POND COULD ALSO MEANS VANDILISM TO POND AND POSSIBLE HARM TO FISH.
 HAVING A SMALL CONTAINER GARDEN CREATES OPPERTUNITY FOR VANDILISM

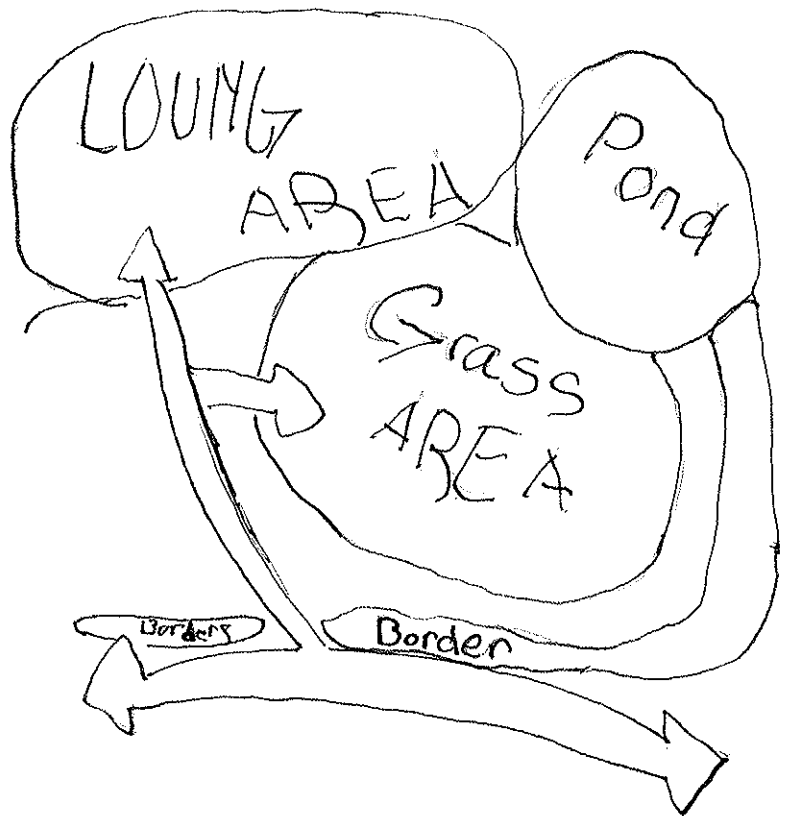


PRO'S

Eliminating The Fish From the pond creates less up keep Required
 Grass Area creates good Feeling

CON'S

Trash in pond



LOUNGE GARDEN

